

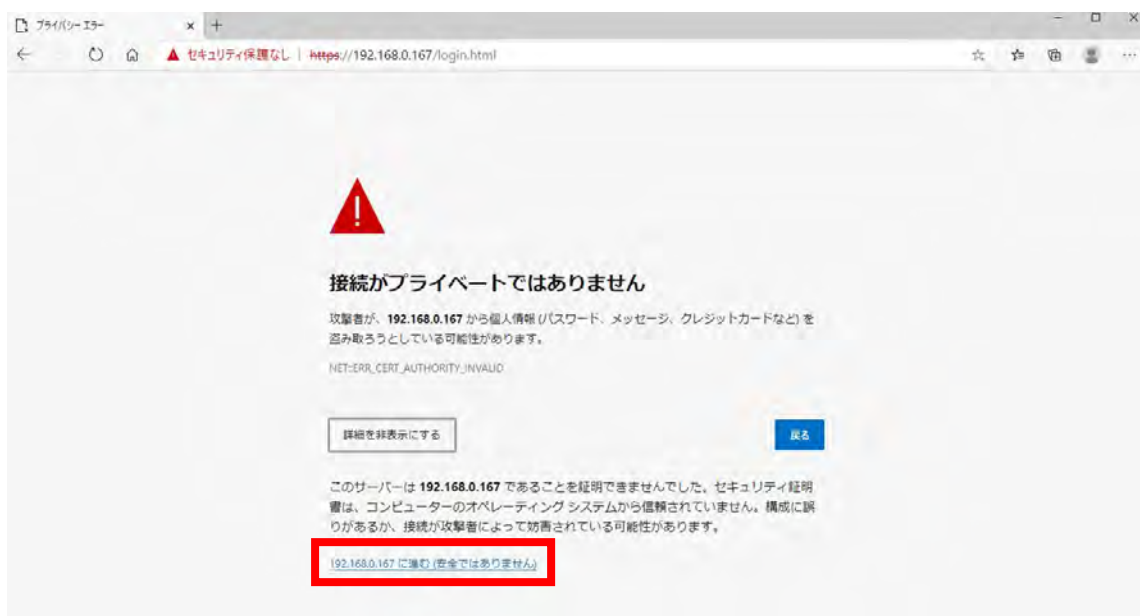
## Huawei BMC イベントログ取得方法

- iBMC Web インターフェースから取得する場合：

- ① ブラウザに BMC IP を入力し iBMC Web インターフェースにアクセスする
- ② セキュリティアラートが表示された場合、[詳細設定]をクリックする



- ③ [BMC\_IP に進む(安全ではありません)]をクリックする



ユーザ名とパスワードを入力してログイン


※デフォルトユーザ名とパスワード

ユーザ名：root

パスワード：Huawei12#\$

**セキュリティ上の注意**

WARNING! This system is PRIVATE and PROPRIETARY and may only be accessed by authorized users. Unauthorized use of the system is prohibited. The owner, or its agents, may monitor any activity or communication on the system. The owner, or its agents, may retrieve any information stored within the system. By accessing and using the system, you are consenting to such monitoring and information retrieval for law enforcement and other purposes.

**iBMC**日本語 ▼

ユーザー名

パスワード

ドメイン:

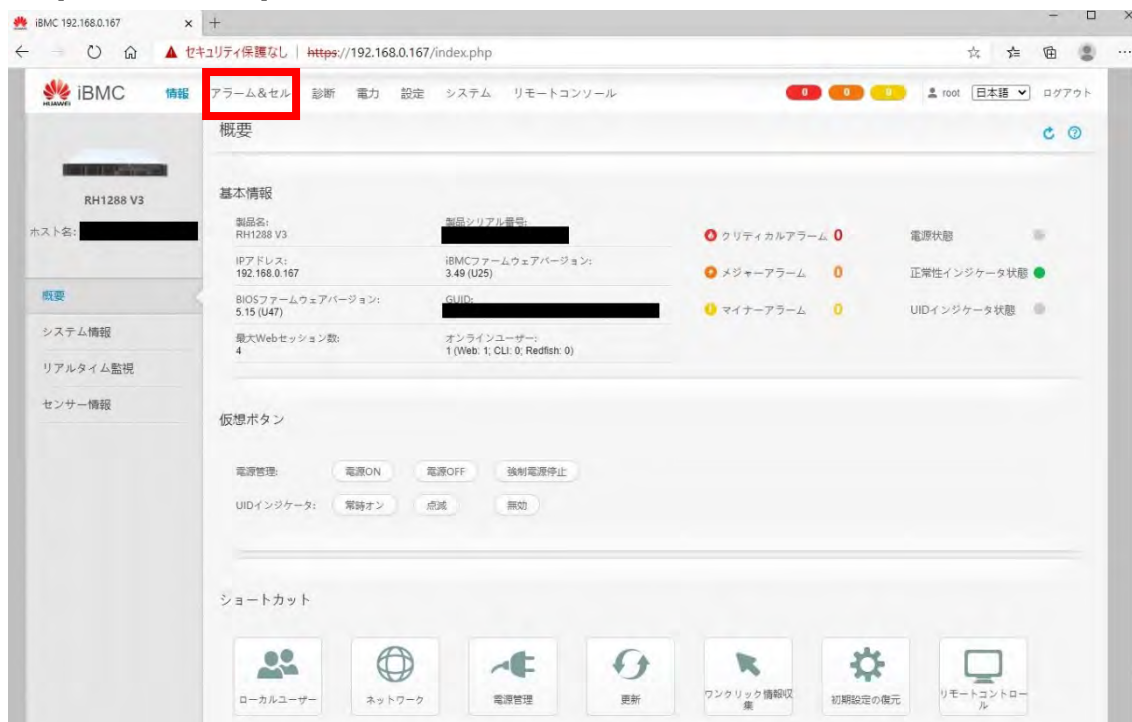
ホスト名: RH1288 V3

LDAPアカウントでログインする場合、ドメイン名を選択してください。

**ログイン**

Copyright © Huawei Technologies Co., Ltd. 2004-2015. All rights reserved.

④ [アラームとセル]タグを選択する



⑤ [システムイベント]をクリックする



⑥ [ダウンロード]をクリックする、ログファイルが“.tar”形式でダウンロードされます

The screenshot shows the iBMC System Event page. The page title is "システムイベント" (System Event). The breadcrumb navigation is "情報 > アラーム&セル > 診断 > 電力 > 設定 > システム > リモートコンソール". The user is logged in as "root" and the language is set to "日本語".

The main content area displays a table of system events. The table has columns for "重要度" (Severity), "ID", "オブジェクトタイプ" (Object Type), "イベント内容" (Event Content), "発生時間" (Occurrence Time), "状態" (Status), "イベントID" (Event ID), and "処理のヒント" (Action Hint). The "ダウンロード" button is highlighted with a red box.

重要度	ID	オブジェクトタイプ	イベント内容	発生時間	状態	イベントID	処理のヒント
Info	270	System	ACPI is in the soft-off state.	2020-11-20 08:40:39	Asserted	0x2C000008	...
Info	269	System	The host was restarted by power button.	2020-11-19 17:27:05	Asserted	0x2C000013	...
Info	268	System	ACPI is in the working state.	2020-11-19 17:27:00	Asserted	0x2C000009	...
Info	267	Button	The power button on the panel is pressed.	2020-11-19 17:26:59	Asserted	0x31000001	...
Info	266	System	ACPI is in the soft-off state.	2020-11-19 17:26:52	Asserted	0x2C000008	...
Info	265	Button	The power button on the panel is pressed.	2020-11-19 17:26:50	Asserted	0x31000001	...
Info	264	Memory	DIMM110 is replaced from SN [redacted] to SN [redacted] (SN: [redacted] PN: [redacted])	2020-11-19 14:48:09	Asserted	0x01000041	...
Info	263	BMC	iBMC is restarted after AC power supply is restored.	2020-11-19 14:47:16	Asserted	0x1A00000D	...
Info	262	System	ACPI is in the working state.	2020-11-19 14:47:16	Asserted	0x2C000009	...
Info	261	System	The host is restarted after being powered on (Power strategy is "Turn On").	2020-11-19 14:46:59	Asserted	0x2C000017	...
Info	260	System	The host was restarted due to unrecognized reason.	2020-11-19 14:39:16	Asserted	0x2C00000F	...
Info	259	BMC	iBMC is restarted after AC power supply is restored.	2020-11-19 14:38:19	Asserted	0x1A00000D	...
Info	258	System	ACPI is in the working state.	2020-11-19 14:38:18	Asserted	0x2C000009	...
Info	257	System	The host is restarted after being powered on (Power strategy is "Turn On").	2020-11-19 14:38:00	Asserted	0x2C000017	...
Info	256	Port	iBMC dedicated port disconnected.	2020-10-17 02:25:25	Asserted	0x29000001	...
Info	255	Disk	The disk Disk0 installed.	2020-10-16 17:59:29	Asserted	0x02000003	...
Info	254	Disk	The disk Disk0 removed.	2020-10-16 17:59:24	Asserted	0x02000005	...
Info	253	Button	The UID button on the panel is pressed.	2020-10-16 17:56:35	Asserted	0x31000003	...
Info	252	Disk	The disk Disk0 installed.	2020-10-16 17:56:25	Asserted	0x02000003	...
Info	251	Disk	The disk Disk0 removed.	2020-10-16 17:56:09	Asserted	0x02000005	...

合計レコード数: 270

以上